

TAMPER PROOF 3 PC QUAD LOCK

[SPECIFICATIONS](#) | [SPECIAL FEATURES](#) | [DIAGRAM](#) | [BENEFITS](#)  
[Installation](#) | [Images](#)

## SPECIFICATIONS

### SCOPE :

The Specification covers the Design, manufacture, testing at manufactures works and supplying, delivery of Tamper proof poly carbonate plastic seal for sealing electrical installations v/z: Meter body for energy meters. Terminal cover of energy meters and Metal Box, and for other accounting purpose. The size of the seal shall be 36.5 X 23 X 5 mm. these seals shall be used for LT/HT industrial Consumers and in theft prone areas.

The Polycarbonate seals will be conformed to the following specification as under:

#### 1. Material of Plastic Seal :

The raw material used for polycarbonate plastic seals shall be of M/s Dow Caller Ltd. Switzerland (Grade 201-15) M/s GE Plastic, Singapore (Grade 143R), M/s Bayer plastic 2407 Grade (UV Stabilized) or any other equivalent manufacture having similar material properties as under.


Sr No.	Item	Polycarbonate
1	Melting temperature	280 <sup>0</sup> C to 295 <sup>0</sup> C
2	Use	Engineering
3	Softness	Hard
4	Durability	Weather Effect resistance (UV Resistance)
5	Transparency	Fully transparent (long time transparency)

#### 2. Colour of seal.

The seals body will be colorless, transparent (see through) Type, which shall give complete visualization of its fixing mechanism and shall show clear indication if tempered. Also seals Anchor and locking part can be available in different colour like ,Red, Blue, Yellow, Green, and Orange etc. for necessary area wise application colour coding, i.e. three different colour in same seal.

#### 3. Special seven level of security features.

1. Quadra locking mechanism first time in India.
2. Neno text confidential coding on seals.
3. Special two colour code (weather resistance) in same seals.
4. Ultra violet numbering visible only by UV light torch.
5. Itching type unique numbering on three position of seals.
6. Special seven strand inox-304 sealing wire.
7. Seals serial number has psychological effect (German technology)



#### 4. Design and Construction of seal.

##### 1. Design :

The Seal will be Anchor type tamper evident with **eight locking system as per drawing no. ESL-8** attached with the specification.

##### 2. Size of the seal :

The size of the female part body of the seal shall be as under :

1. Size 26.5 x 23 x 5 mm.
2. Size of the two hole of female part : The size of two hole shown in the drawing should be sufficient to insert seal wire, but in no case, more than 1.0mm $\pm$ 0.1mm.
3. Wall thickness should be 0.8 mm (No negative tolerance.)

##### 3. Serial No. of the seal :

Non repeat seven digits numeric Sr. Nos. on the seal shall be itching type in contrast colour and it is been provided on anchor flap, seals body and locking flap at the place mentioned in the r\drawing i.e. on the top of anchor part and on the body on female part, ans well as on flap of the locking part.

##### 4. Monogram :

The seal have facility to embossed monogram of Company logo in 10 mm circle on front side and rear side on body of seal.

##### 5. Seal wire.

The non corrosive non magnetic stainless steel 304/326 Grade seven strand twisted of 0.1 mm each and over all diameter of wire is 0.7 mm shall be used.

The diameter of each individual strand wire shall be 0.1 mm (approx) and over all diameters of seal wire shall be 0.7mm  $\pm$  0.05 mm, so that it can easily insert into the female portion where the diameter of the hole shall be 1.0mm  $\pm$  0.1mm.

#### 5. General Construction .

The seal shall be designed for a single use only and if.


Tampered with the help of puller, knife or any other sharp instruments, the seal shall be damaged and due to its see through property. The sign internal of tampering shall be easily detected. Also once opened, it cannot be re-used. The Seal shall be made in such a way that, it can be easily locked with the help of finger and thumb Pressing and no tools shall be required to close the seal in the laboratory or at site. After inserting the seal wire through female pare, the cap of the male part shall be fitted in the female part in such a way that ite should not leave any space to avoid insertion of any sharp tools for opening of seal body of the female part in hot or cold condition. The seal shall have also the following features.

1. Tamper resistance and reliable.
2. Environmentally safe as it does not contain any lead.
3. Withstand long-term exposure to direct sunlight.
4. Tools no required for installation.
5. Transparent and see through body reveals.
6. Heat resistance.
7. Chemical resistance.

#### 6. Test

The seal shall be tested at the manufacturer's works for the following tests:

1. **Visual Check** : I.e. workmanship and other features as mentioned above
2. **Dimensional Check** : as per Drawing.
3. **Boiling water test** : The seal shall be emerged in the boiling water for more than one hour and there shall not be any affect on the seal and the seal shall remain in fact condition. Even, with the help of any sharp instruments, pulling with puller i.e. by applying mechanical force, the seal shall not come out from the female part. In case, it comes out, the same shall damage the seal, so that it can not be re-used.



4. **Pulled out test** : After locking the seal, if the seal is pulled with mechanical force with the help of puller or any other instrument, sharp instrument etc. at normal condition, the seal shall not be unlocked without any damage.
5. **Seal wire** : In case, if someone tries to pull the seal wire and in any of the test mentioned at Sr. No. 3, 4 & 5 in that case the male / female portion of the seal should be damaged and the same can be seen visually being a transparent one.
6. **Chemical test** : The seal shall be kept in the concentrated acid for minimum one hour, the same shall remain in fact condition and if try to unlock the seal, the same shall be damaged.  
In short, if the seal is tested for any of the above tests, in no condition the male and female part shall be separated without affecting damaging the seal. In case, if they are separated, the seal shall have sufficient tamper evident. Also, if seal wire is pulled out from the seal in any of the above tests, it shall not come out from the seal without damaging seal.
7. **Temperature withstand test** : The seal withstand  $147^{\circ}$  C for one hour without any damage of Deformation.
8. **Specific Gravity** : Specific Gravity at  $27^{\circ}$  C is 1.20.
9. **Melting temperature** : Melting temperature of the material is  $280^{\circ}$  C to  $295^{\circ}$  C.

#### 7. Sampling criteria :

Minimum 5 samples of seals shall be selected at random as per is 4905 for testing purpose from the each lot. The seals used in testing shall be destroyed in the presence of inspecting officer.

#### 8. Supply Schedule :

We will supply the seals as per delivery schedule of the client after inspections of the same. Please note that the seal shall be manufactured only after receipt of the confirmed purchase order and as per the delivery schedule unless specifically instructed by the authority.

#### 9. Guarantee :


The Seal will be guaranteed for a minimum period of two years. In case, if any defect in design and manufacturing is noticed within the guarantee period the seals shall be replaced within one month free of cost.

#### 10. Special Feature :

The seals are to be manufactured as per enclosed drawing only. The size of the seal, type and dimension of the seal shall be strictly as per the drawing only.

#### 11. Packing and forwarding :


Our company are responsible for suitable packing of seal as per client requirements and we are supply each 100 seals in chronological order i.e. arranging in serially, tied with the steel wire forming a loop and the same shall be packed in polythene bag with labels furnishing sr. nos. of seal, packed in corrugated box.



[SPECIFICATIONS](#) | [SPECIAL FEATURES](#) | [DIAGRAM](#) | [BENEFITS](#)  
[Installation](#) | [Images](#) |

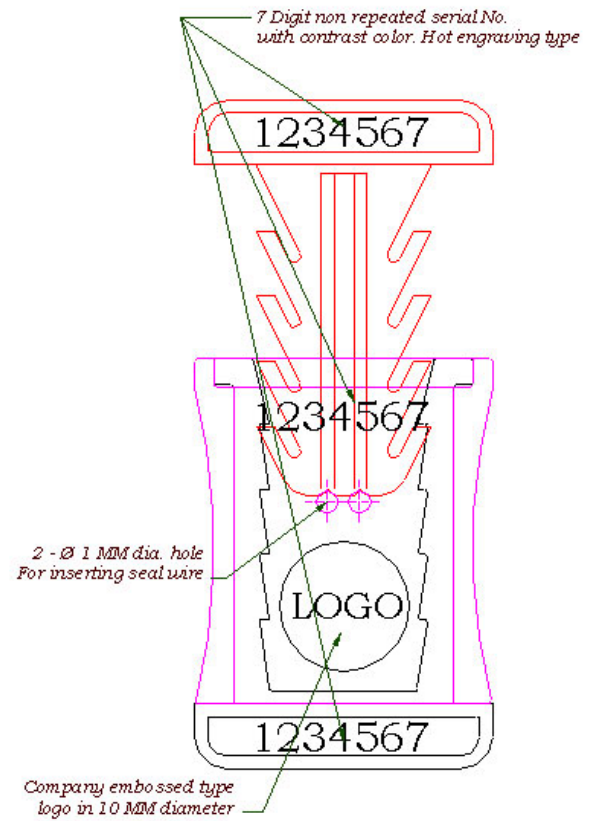
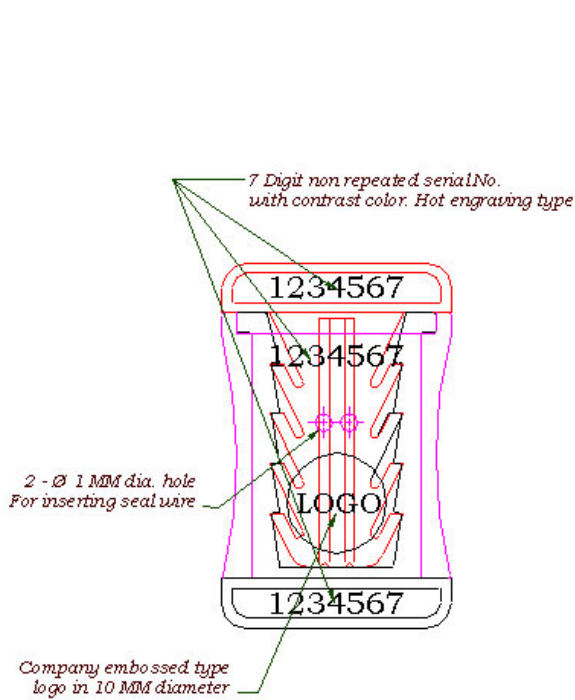
### **SPECIAL FEATURES**


1. Quadra locking mechanism first time in India.
2. Neno text confidential coding on seals.
3. Special Three colour code (weather resistance) in same seals.
4. Ultra violet numbering visible only by UV light torch.
5. Itching type unique numbering on three position of seals.
6. S pecial seven strand inox-304 sealing wire.
7. Seals serial number has psychological effect (German technology)
8. Bar Coding possibility.
9. Laser Numbering Possibility



**SPECIFICATIONS | SPECIAL FEATURES | DIAGRAM | BENEFITS**  
**Installation | Images**

**DIAGRAM**



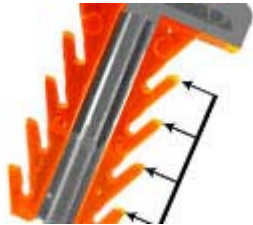


[SPECIFICATIONS](#) | [SPECIAL FEATURES](#) | [DIAGRAM](#) | [BENEFITS](#)  
[Installation](#) | [Images](#) |

## Benefits

### Benefits (With Figure as in Our Web Site)

1. Quadra locking mechanism first time in India.




2. Nano text confidential coding on seals.



3. Special two colour code (weather resistance) in same seals.



4. Possible Ultra violet numbering visible only by UV light torch.



5. Itching type unique numbering on three position of seals.



6. Special seven strand inox-304 sealing wire.




7. Seals serial number has psychological effect (German technology)



8. Original Company Logo And Company name in as small as 8 mm size possible.






9. Wide Temperature range for using at high temperatures as well.



10. Transparent Material for Better verification






[SPECIFICATIONS](#) | [SPECIAL FEATURES](#) | [DIAGRAM](#) | [BENEFITS](#)  
[Installation](#) | [Images](#)


## Images

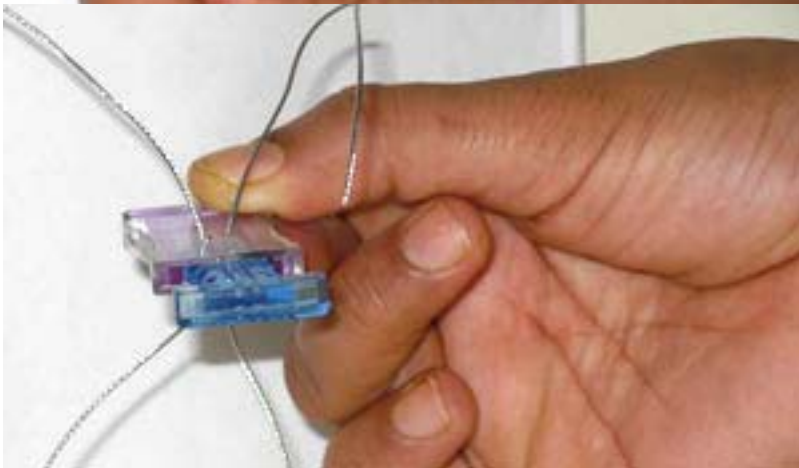






[SPECIFICATIONS](#) | [SPECIAL FEATURES](#) | [DIAGRAM](#) | [BENEFITS](#)  
[Installation](#) | [Images](#) |

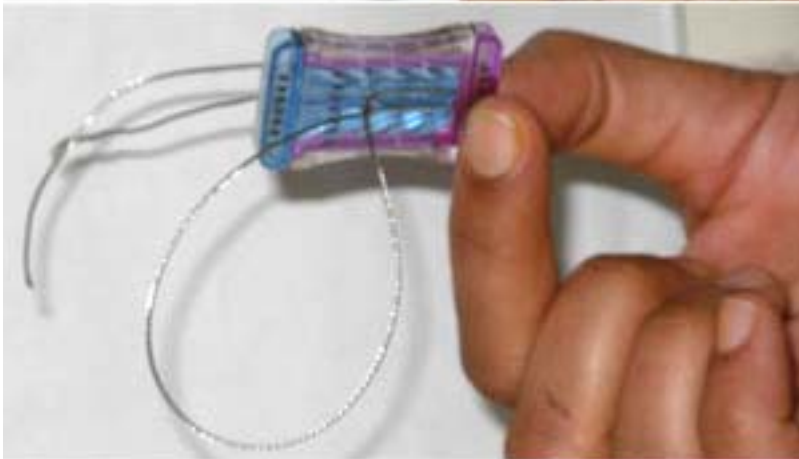


## Installation





266/3, Phase II, G.I.D.C., Wadhwan City-363035,  
Dist. Surendranagar, (Gujrat) India.  
Ph.: 02752 240070 | Fax. : 02752 243770  
Mr. Atul Patel 09825223750 Email: Intech\_3@hotmail.com

[www.intechsecurityseals.com](http://www.intechsecurityseals.com)



266/3, Phase II, G.I.D.C., Wadhwan City-363035,  
Dist. Surendranagar, (Gujrat) India.  
Ph.: 02752 240070 | Fax. : 02752 243770  
Mr. Atul Patel 09825223750 Email: Intech\_3@hotmail.com

[www.intechsecurityseals.com](http://www.intechsecurityseals.com)